

Bp VIP.net Topaz SP4 Release Notes (Beta)

IMPORTANT Bp VIP.net **Topaz SP4** 2.1.539.007 is a **Beta** release of Bp VIP.net. These release notes are not intended for general distribution. Do not install or upgrade to this version unless your practice has been invited to participate in a Beta evaluation of Bp VIP.net by Best Practice Software.

Release Date	TBC
Notes last updated	23 April 2026
What is in this release?	Bp VIP.net 2.1.539.007 contains bug fixes, new features and enhancements.
What version can I upgrade from?	You should be able to upgrade to 2.1.539.007 from any version of Bp VIP.net. Users updating from Topaz Revision 2 (2.1.526.057) or lower will need to update the .NET Framework to version 4.8 before updating Bp VIP.net.

System Requirements

Windows Server 2012 and 2012 R2 end of support

- Microsoft support for Windows Server 2012 and 2012 R2 ended on **October 10, 2023**. Best Practice Software recommends users running Bp VIP.net on Windows Server 2012 or 2012 R2 upgrade to a supported Windows server operating system. See the Bp VIP.net [System Requirements](#) and the [Microsoft website](#) for further details.

Webview2 installation

- The **Webview2** install required for Bp VIP.net is included in the Bp VIP.net installer from version **Topaz SP1 Revision 3 onwards**, and will run silently in the background when users perform Bp VIP.net updates. Best Practice Software recommends **installing Webview2 manually** for users updating Bp VIP.net on terminal servers. See [Download and Install Webview2](#) for further instructions.

Microsoft .Net Framework version 4.8

- Check the version of Microsoft .NET Framework on the Bp VIP.net server and workstations. Bp VIP.net version **Topaz SP1 Revision 2.1** or higher requires a **minimum .NET Framework version of 4.8**.

Copyright Statement

This document is classified as commercial-in-confidence. Unauthorised distribution of this information may constitute a breach of our Code of Conduct, and may infringe our intellectual property rights. This information is collected and managed in accordance with our Privacy Policy, available on our [website](#).

© Copyright 2026

Step 1: Before you upgrade

1. If you did not upgrade to the most recent version Topaz SP3 (2.1.536.032), review the release notes to see the changes in that version.
2. Before running the Bp VIP.net installer, Best Practice Software recommends to stop **VIPServices.net** from Windows **Services** and restart the services again after the update is complete. See [Configure and Start VIP Services](#) for further instruction.
3. Best Practice Software recommend that the upgrade be performed outside of normal business hours.

Step 2: Upgrade Bp VIP.net

1. Go to **Help** > [What's New](#).
2. Right-click the upgrade zip file link and select **Save Link As** or **Save Target As** under the heading for Bp VIP.net Topaz SP4 (2.1.539.007).

TIP You can also download the upgrade zip file from the [Bp VIP.net Downloads](#) page. If you are a **beta** user the installation file will be provided to you by Best Practice Software directly.

3. Double-click the file to begin the installation. The Bp VIP.net InstallShield Wizard will open at the Welcome panel.
4. Click **Next** to begin.

See [Install Bp VIP.net](#) for full instructions.

Step 3: After you upgrade

1. Log in to the Bp VIP.net server computer as a Windows **administrator**. You may require Windows administrator permissions to install and update some Bp VIP.net components.
2. If your practice uses a MIMS database, check your version of MIMS and update to the latest version if available.
3. After completing the upgrade, Best Practice Software recommends restarting VIPServices.net. See [Configure and Start VIP Services](#) for further instruction.
4. Check the new features, enhancements and bug fixes below for any required configuration.

New Features & Enhancements

Bulk Bill Claiming Updates

From **05 September 2026** the following Bulk Bill claims will not be accepted by Medicare:

- Claims with a Medical Event Date **greater than 2 years** in the past for service rendered **before 5 September 2025**.
- Claims with a Medical Event Date **greater than 1 year** in the past for service rendered **on or after 5 September 2025**.

The image shows two screenshots of a Medicare Web Service error dialog box. The first screenshot shows an error message: "Fix these Errors Before Sending." with "Patient Name:" followed by a redacted name and "Transaction Date: 27/03/2023". Below this, it states: "Must not be more than 2 years before date of transmission for services rendered before 05/09/2025". The second screenshot shows a similar error message: "Fix these Errors Before Sending." with "Patient Name:" followed by a redacted name and "Transaction Date: 06/09/2025". Below this, it states: "Must not be more than 1 year before the date of transmission for services rendered on or after 05/09/2025". Both screenshots include "Print", "Copy to File", and "OK" buttons.

Assignment of Benefit Reforms 01 July 2026

From **1 July 2026**, the Medicare [Assignment of Benefit \(AoB\)](#) process will undergo a major digital transformation, supported by legislative changes and the need for more secure and efficient healthcare billing.

Assignment of Benefit (AoB) refers to the process by which a patient authorises Medicare to pay their benefit directly to the healthcare provider, rather than reimbursing the patient.

In Bp VIP.net, new radio buttons have been included to indicate **Implied** or **Requested** Assignment of Benefits for IMC claims, and the DB4 Bulk Bill Assignment of Benefit Agreement form has been updated to include the new required fields.

IMPORTANT These changes will not be enabled in Bp VIP.net until the changeover date of **1 July 2026**.

NOTE For more information see the [Australian Government Department of Health, Disability and Ageing \(DoHDA\) website](#), or the Knowledge Base article [Assignment of Benefit](#).

ePrescribing Updates

eScript Token Sending

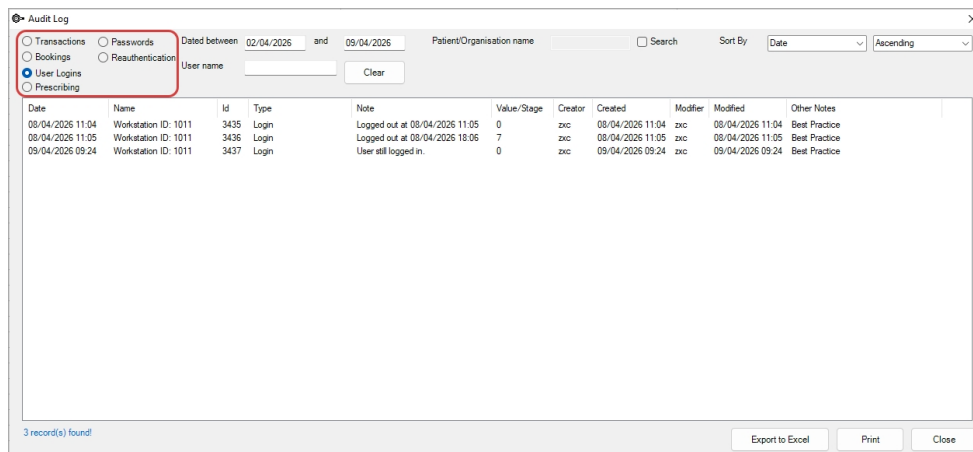
eScript tokens can now be sent when the **Consent to Upload to ASL** checkbox is **not** selected.

This enables patients who do not wish for their prescriptions to be uploaded to Active Script List (ASL) in MySL to receive eScript tokens.

Consent to upload to ASL
 Dosing Point
 Staged Supply
 Repeat on file

Reauthentication in the Audit Log

New option for 'Reauthentication' added to the [Audit Log](#) to record when a provider has re-entered their login details when prescribing Schedule 8 medications.



Date	Name	Id	Type	Note	Value/Stage	Creator	Created	Modifier	Modified	Other Notes
08/04/2026 11:04	Workstation ID: 1011	3435	Login	Logged out at 08/04/2026 11:05	0	zxc	08/04/2026 11:04	zxc	08/04/2026 11:04	Best Practice
08/04/2026 11:05	Workstation ID: 1011	3436	Login	Logged out at 08/04/2026 18:06	7	zxc	08/04/2026 11:05	zxc	08/04/2026 11:05	Best Practice
09/04/2026 09:24	Workstation ID: 1011	3437	Login	User still logged in.	0	zxc	09/04/2026 09:24	zxc	09/04/2026 09:24	Best Practice

Preview Medications Window

Updates made to the way information is displayed in the **Preview Medications** window when prescribing with eRx to ensure compliance with AIP.

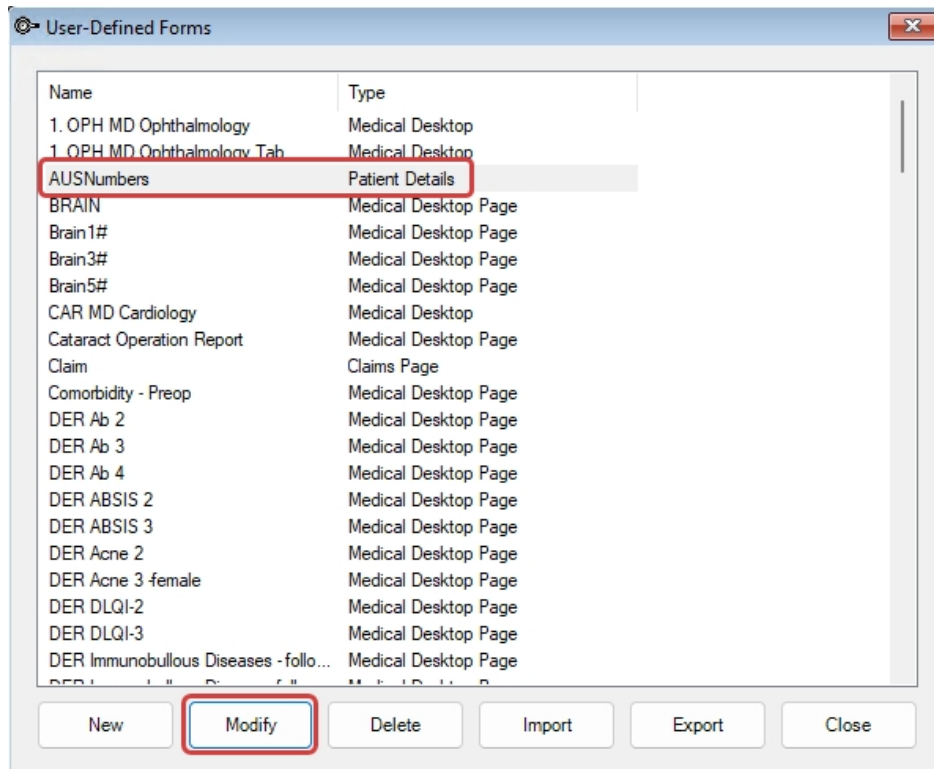
Added fields to the **Preview Medications** window to ensure compliance with AIP:

- Indication of **PBS**, **RPBS**, or **Private** in the **Medication** column.
- Annotation of **Note to Pharmacist**, **Dr Note**, or **Prescribing Reason** in the **Medication** column.
- **Quantity** display in numerical and alphabetical format in the **Medication** column.
- **MySL Consent** to be displayed as **True** or **False**.
- **CTG?** field added to be displayed as **Yes** or **No**.

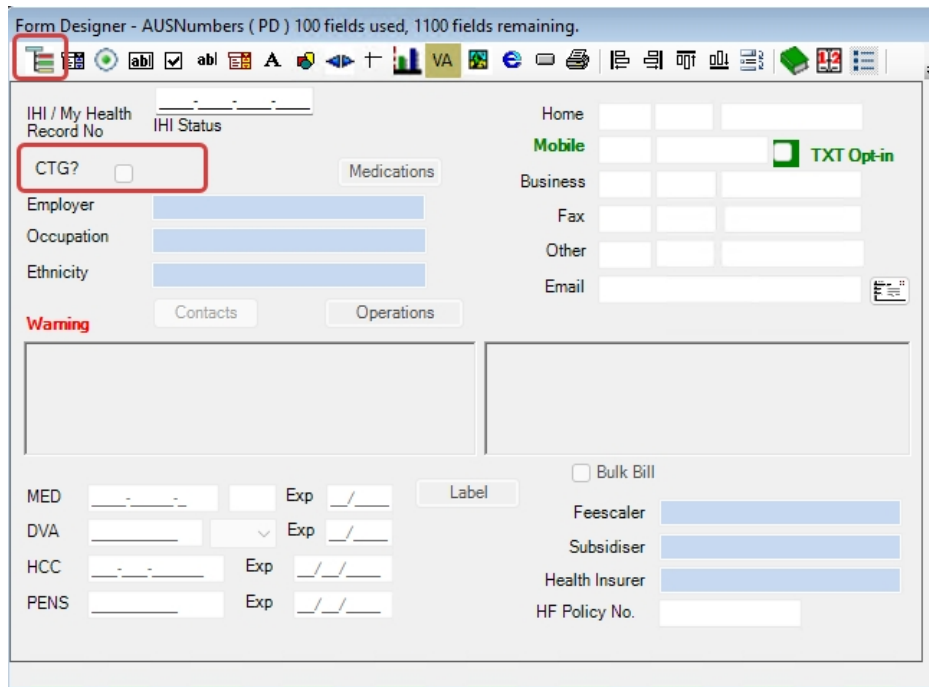
IMPORTANT The Closing the Gap (CTG) field must be **manually added** to the Patient Details (F3) screen to indicate eligibility on the prescription.

To add the CTG? field to Patient Details:

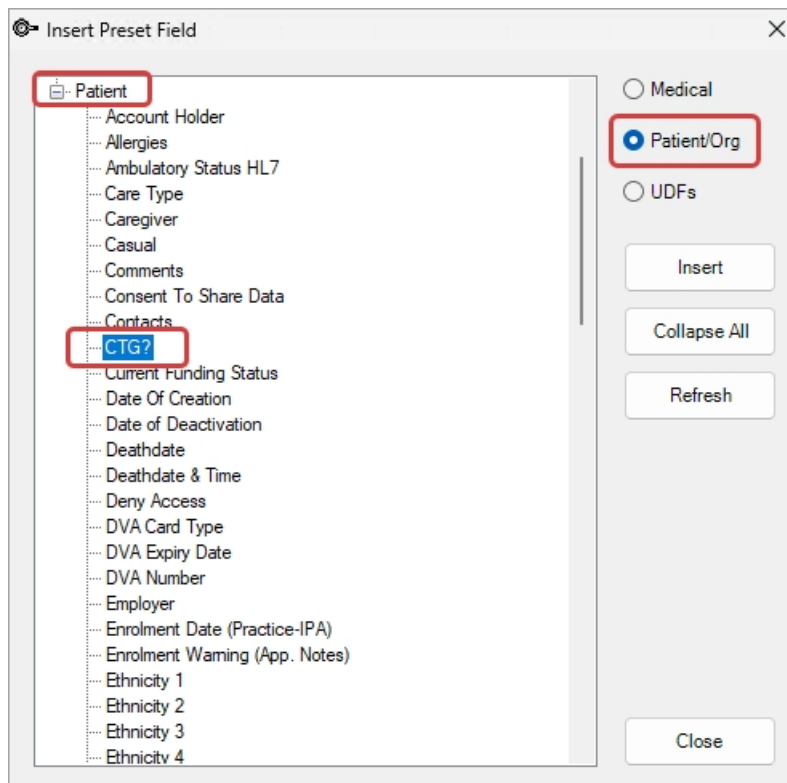
1. Navigate to **Setup > User Defined Forms**.
2. Select **AUSNumbers** and click **Modify**.



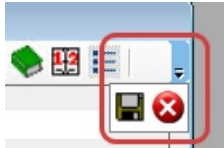
3. Click the **Preset** button in the top left corner of the Form Designer menu. There must be enough space on the form to fit the new field.



4. From the **Insert Preset Field** screen, select the **Patient/Org** radio button.
5. From the **Patient** menu, double click the **CTG?** field, or click **Insert**.



6. Make any changes to the CTG? field as desired in the **Modify CheckBox** screen such as assigning a **Hotkey**.
7. Click **OK**.
8. **Close** the **Insert Preset Field** screen to place the CTG? field on the Patient Details UDF.
9. After placing the field, click the downward arrow in the rightmost corner of the Form Designer menu and click the floppy disk **Save** icon to save and close.



When the CTG field is selected in the Patient details screen, it will be automatically selected and disabled from editing in the Prescriptions window.

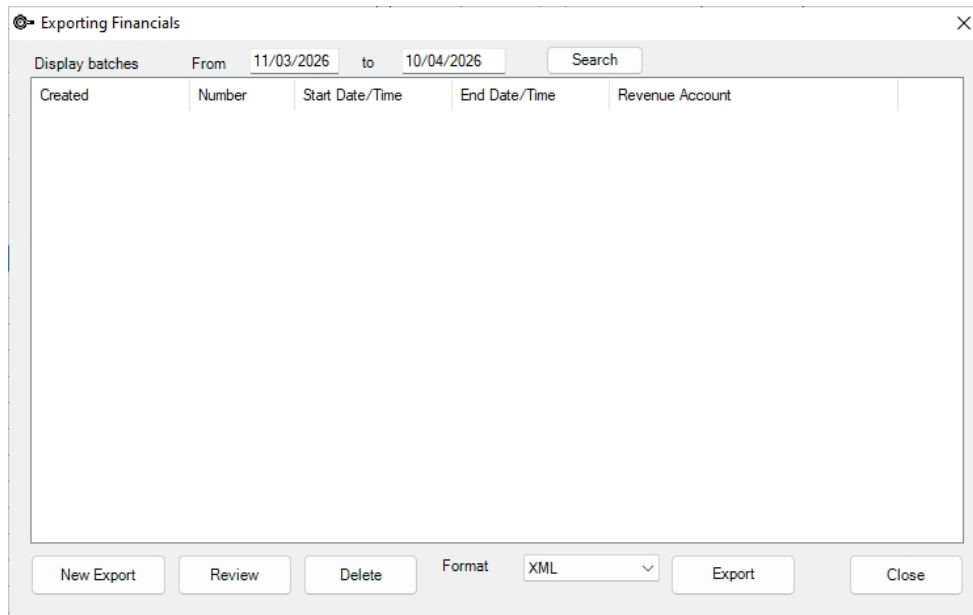


NOTE See the Knowledge Base article [Create a UDF](#) for more information about User Defined Forms. See the [Closing the Gap website](#) to learn more about the National Agreement.

Exporting Financials

New fields have been added to the Exporting Financials tool accessed from **File > Accounts > Export**.

- Users can now set a **From** and **To** date range to filter results.
- The screen will show batches from the current month by default.
- These changes are also intended to reduce screen loading times.



Keyboard Shortcuts

The following keyboard shortcut have been added into Bp VIP.net:

Area	Function	Shortcut
Incoming Correspondence Details / Incoming Referral Details	Scan	Alt + N
	Image/Document	Alt + M
	Print/Send	Alt + E
	Ext Viewer	Alt + V
	Log Details	Alt + G
	OK	F12
	Cancel	Esc
Incoming Referral Details Window - Radio buttons	Normal	Alt + A
	Emergency	Alt + Y
	In-Hospital	Alt + H
	Lost	Alt + L
	Non-Referred	Alt + O
Medical Desktop (F11) Film Strip	Import	Alt + R

Area	Function	Shortcut
Medical Desktop	Save/Refresh	Alt + V
	Save/Close	F12
Film Strip Image Properties	Tag	Alt + T
	OK	F12
	Cancel	Esc
UDF Field: Problems	Ongoing	Alt + G
	Details	Alt + I

Other Enhancements

Function	Release Notes	Key
3M DRG Grouper	The 3M URL has been updated in Bp VIP.net.	82346
Appointment Book Report	An additional Sort option for Date and Time has been added to the Appointment Book Report.	70549
Banking	The following filtering options have been added to the Banking screen: <ul style="list-style-type: none"> ■ Date Field - From ■ Date Field - To ■ By Workstation ■ By Revenue ■ Reset ■ Run Search 	78010
Credit On Hold	Updates have been made to improve the way COH Transfers and Refunds are handled in Bp VIP.net.	80284
Email	Updates have been made to the email screen to stop the form from reopening after sending emails.	81640
HI Search	Changes have been made to the Healthcare Identifiers window to include the IRN field as mandatory in accordance with Medicare updates.	78956
HI Search	Updates have been made to the display message in the pop-up window when a retired IHI status is returned for a patient in accordance with Medicare updates.	78957
Insert Fields	Updates have been made to the Insert fields (Ctrl +L) for Chosen Visit Notes and Last Visit Notes to honour the formatting including spaces as it is entered in the Medical notes.	74766
Invoicing	A business rule has been added to Setup > Charges > Select item > Pre-defined Rules called 'Professional attendance billed' that can be applied against any item to trigger a warning to the user when billed in conjunction with a procedure code.	71635
Letter Recipients	Provider Role as indicated in the Patient Details (F3) is now displayed beneath the Provider Type when selecting letter recipients.	67034
Live Update	Updates have been made to Live Update to include the Last Updated Date when running Health Fund fee updates for NIB .	79055

Function	Release Notes	Key
Live Update	Updates have been made to Live Update to correctly align the Gap and No Gap fee columns.	81723
Medical Desktop	User can now navigate through full size images in the Filmstrip using the arrow keys to view the next or previous image.	77039
Medicare Claiming	A new warning message has been added in the Transactions screen when a user attempts to modify an invoice that has been rejected by Medicare before resubmitting: 'This invoice has been rejected. Please resubmit before making modifications.'	74844
Medicare Claiming	The Send Claim (PCI) button will now be disabled after it is clicked. This stops the claim from being sent multiple times resulting in an error 'Duplicate of service already paid.'	77030
MBS Items Numbers	Updates to the hardcoded list of linked item numbers for item 31340 have been made to include the following: 31000, 31001, 31002, 31003, 31004, 31005, 31356, 31358, 31359, 31361, 31363, 31365, 31367, 31369, 31371, 31372, 31373, 31374, 31375, 31376, 31377, 31378, 31379, 31380, 31381, 31382 ,31383.	81648
My Health Record	The Check My Health Record button has been removed from the My Health Record screen as the check is now done automatically.	51025
MyComms	An additional column has been added to the Log Details in MyComms for the Messaging Provider where RSD messaging is used.	70900
MyComms	A new button Forward Correspondence has been added to MyComms to forward incoming correspondence. Letters will be prefaced with FW: in the Subject/Reason field.	71184
MyComms	The Date Field: To has been added to the MyComms screen when searching for letters by date to be used in conjunction with the existing Date Field: From.	78180
MyComms	Automatic tasks performed by the system will now show in Log Details as VIP System instead of the first logged in user of the day.	78793
Quotes	Updates have been made to the way that quotes are displayed in the Transactions (F8) screen. The quote number in brackets will now display as (Q: 12345) instead of (INV:12345) .	80528
Tasks	The ability to search for a user by first name has been added to the Tasks screen.	78732
Tasks	Updates have been made to the Tasks screen to display a warning to a user if they are replying to an inactive user .	81044

Function	Release Notes	Key
User Defined Forms	A new right-click menu option has been added to fields in User Defined Forms, Copy Value to Latest Note . When selected, the value in the field will be copied to the same field in the most recent medical note.	67875

Bug fixes

Function	Release Notes	Key
Access Rights	When a user had Recalls access disabled under the Medical permission, access for the Next Appointment Recall Report was also incorrectly disabled. This error has been resolved.	77868
Aged Debtors Report	When an Aged Debtors Report was run with filters for 90 days grouped by Debtors , the report would fail to run and display an 'Index was out of range' error. This error has been resolved.	80515
Aged Debtors Report	An issue has been resolved with the Aged Debtor Report incorrectly showing patients as owing or in credit for redirected invoices.	80785
Aged Debtors Report	When using the filters for All, 30 days, 60 days and 90 days , and grouping by Debtors , the Aged Debtors Report would not correctly display debtors occurring in the date range specified. This error has been resolved.	81190
Aged Debtors Report	When adding payments to a quote created outside of the current month the transaction would incorrectly display in the Aged Debtors Report . This error has been resolved.	81529
Aged Debtors Report	An error has been resolved in the Aged Debtors Report where outstanding balances would appear in the report unallocated to a debtor.	81895
Appointment Book Summary	When printing the Appointment Book Summary or exporting the results to Excel , the column for stage 5 was not included. This error has been resolved.	78824
Autotext	An issue has been resolved where the default autotext would repopulate in the SMS preview after selecting an autotext template.	80236
Credit On Hold	When applying two credit on hold payments to a single quote the balance would double. This error has been resolved.	80438
Credit On Hold	When applying credit on hold to a redirected invoice the credit on hold payment would still exist as available credit. This issue has been resolved.	80719
Credit On Hold	When reversing a redirected quote with a payment attached the transactions would display in the Aged Debtors Report incorrectly. This issue has been resolved.	81037
Daystay Episodes	When the Mode of Separation was set to '01 Discharge by Hospital' Bp VIP.net would incorrectly require a value for Hospital Transferred To as mandatory. This error has been resolved.	80646

Function	Release Notes	Key
DVA Claiming	An error has been resolved where users entering a DVA War Code that begins with two alphabet characters would receive a Medicare Web Services error stating that the code was not valid.	78961
Email	Previously when using the Attach Files feature when creating an email files could only be attached individually. This issue has been resolved and multiples files can now be attached to an email at once.	75567
Email	Errors have been resolved with the Bcc field when sending emails where an unexpected error would occur if only the Bcc field was populated or the email recipient of the Bcc field would not receive emails addressed to them when the To and Cc fields were populated.	80558
eScripts	When selecting No Token (MySL) as the token method for an ePrescription, the Preview Medications window would incorrectly display the token method as Print. This issue has been resolved.	79997
eScripts	An error has been resolved where eScripts for Vabysmo were rejected by the pharmacy due to insufficient information on the prescription.	80780
File Numbers	Issues have been resolved with automatic filing numbers when a lead provider is changed.	69345
File Numbers	An issue has been resolved where the function to Check for duplicate file numbers was not applied to manual file numbers.	75291
File Numbers	When automatic file numbering was selected using provider prefixes sequentially per provider, patients would not have a file number created for them if a new provider was added and selected as the lead provider. This issue has been resolved.	78826
HI Lookup	An error has been resolved with HI Lookup where the patient name field length was populated with additional unnecessary spaces.	81933
ICD10 Conversion Tool	When using the ICD10 Conversion Tool for TAS and QLD ICD10 13th Edition an error would occur 'There are some errors when converting ICD10 column "UnacceptPdx' does not belong to the table'. This error has been resolved.	80923
IHC Claiming	An error has been resolved with claiming for NIB insurance due to incorrect service codes.	80292
Live Update	When importing item codes through Live Update an error would occur "String was not recognised as a valid DateTime". This error has been resolved.	79516

Function	Release Notes	Key
Maintain Stock	An error has been resolved where Bp VIP.net would freeze and unexpectedly crash when editing stock items .	79515
MyComms	An error has been resolved where letters were being sent to incorrect recipients .	74011
MyComms	When printing a scanned PDF from MyComms Incoming Correspondence or Referrals Bp VIP.net would unexpectedly close without warning. This error has been resolved.	77851
MyComms	An issue has been resolved in the MyComms Log Details where providers who were not selected to be emailed would incorrectly display as successfully emailed.	79149
MyComms	When using an external letter database , files would not be created in the external database when importing documents via HealthLink . This error has been resolved.	79163
MyComms	An error has been resolved in MyComms in the Incoming Investigations screen where Abnormal results were not displayed until the Abnormal checkbox was enabled.	81074
Patient Details	If an IHI number was updated in the Patient Details (F3) screen with an incorrect number, an error would occur after the HI verification check was completed where the incorrect number would save to the patient record and the user could not exit the screen due to an invalid number warning. This issue has been resolved.	79091
Patient Details	When opening a Patient Details Page screen from the Patient Details (F3) and changing the patient in the snapshot with this screen still open, the Medical Desktop would become locked under the user's name. This issue has been resolved.	74839
PCI Claiming	When applying discounts to PCI claiming invoices with credit on hold or payments the payment would incorrectly be allocated showing patient contribution only to one item. This issue has been resolved.	79982
PCI Claiming	An error has been resolved with assistant code claiming "Error code 9618: Either an amount has not been entered in the charge field or an invalid amount has been entered" preventing users from claiming when correct processes have been followed.	80003
Prescribing	When selecting a Saved default the Quantity field would not populate with the Saved default value. This issue has been resolved.	79088

Function	Release Notes	Key
Prescribing	An error has been resolved where increasing the quantity of a custom medication would result in Bp VIP.net prompting the user "Increasing the quantity of drugs prescribed requires that an Authority be completed for this medication. Do you wish to continue?" incorrectly.	80209
Protocols	When selecting Add to Regulars checkbox for a Protocol the setting would not be applied when closing the medication window. This issue has been resolved.	77066
RSD Messaging	When sending RSD outgoing correspondence a warning message would incorrectly occur 'Note: Hyperlinks & Attached Documents are stripped out of the message For this RSD format and will Not be sent'. This error has been resolved.	77852
RSD Messaging	When creating outgoing correspondence to an external facility using RSD secure messaging HL7 files were not created in the Healthlink Outgoing directory . This issue has been resolved.	80509
RSD Messaging	RSD Messaging - HL7 has been reinstated in Bp VIP.net due to issues with files in Flatfile format.	81112
Screening Terms	When setting a Screening Term to 7 months Bp VIP.net would incorrectly add additional days to the cycle. This error has been resolved.	77780
Shortcuts	When using Ctrl + Space the shortcut would not load the appointment history of the patient in the snapshot as it did in previous versions of Bp VIP.net. This functionality has been restored.	81270
SMS Automatic Profile	An error has been resolved where the country prefix code was incorrectly added as New Zealand for Australian clients when using an automatic profile.	81159
SMS Messaging	An error has been resolved where SMS messages were not sent but marked as Delivered when Bp SMS credits had run out.	77597
Transactions	An error has been resolved where when modifying an entry from the Transactions (F8) screen, the ' DVA - MWS ' button incorrectly displayed as ' HIC - Online '.	78198
Transactions	When typing into the comments section in a patients Transactions (F8) screen and immediately swapping to another patient, the comments from the previous patient would carry over into the next patient's comments. This issue has been resolved.	81000
VIP Utilities	An error has been resolved with VIP Utilities where organisations were being created as patients when importing financial records .	79111